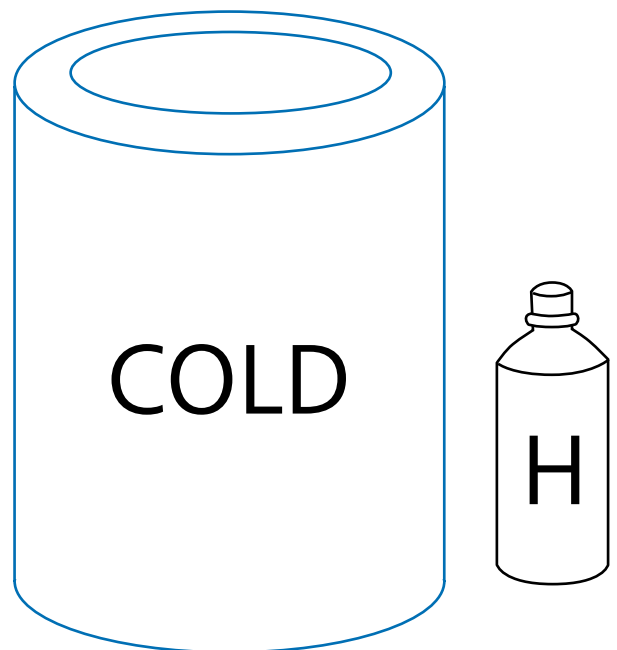




NILOS

Instructions for TOPGUM TL-PVC and TL-W

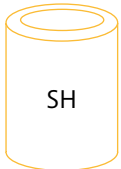
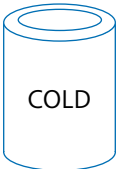
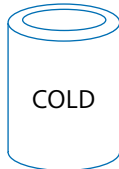



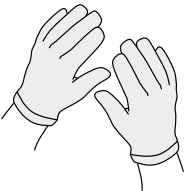


NILOS GmbH & Co. KG
Reisholzstr. 15
40721 Hilden • Germany
Phone: +49 2103 951 - 0
Fax: +49 2103 951 - 209
info@nilos.de
www.nilos.de


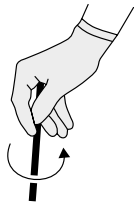
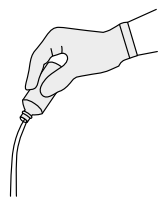
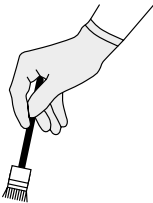


Instructions for TOPGUM TL-PVC | TL-W

Material requirement and legend



Material	Item no.	Material	Item no.	Material	Item no.
 SH	H 1139 SH Primer, 750 g	 COLD	H 0269-K TOPGUM TL-PVC, 650 g Two-component cold cement	 COLD	H 0273-K TOPGUM TL-W, 700 g Two-component cold cement
 H	H 0050-H Universal hardener, 40 g bottle	 K 0658 Protective Glasses with protection on both sides, clear		 K 0626 Brush	
	K 0662 Industrial Gloves				

Legend

	Processing time		Stir		Fill in the universal hardener - activate the cold cement
	Brush thin and even		Check the tack with the back of your hand		Ready for processing

Instructions for TOPGUM TL-PVC | TL-W



Emergency information
Phone: +49 173 5306827

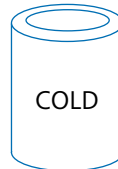
TOPGUM TL-PVC

Safety instructions:

P210: Keep away from heat/sparks/open flames/hot surfaces. - No smoking. **P241:** Explosion-proof electrical/ventilating/lighting equipment use. **P303+P361+P353:** IF ON SKIN (or hair): Remove/Take off immediately all contaminated clothing. Rinse skin with water/shower. **P305+P351+P338:** IF IN EYES: Rinse cautiously with water for several minutes. Remove contact lenses, if present and easy to do. Continue rinsing. **P405:** Store locked up. **P501:** Dispose of contents/container to local/regional/national/international regulations.

Danger instructions:

H225: Highly flammable liquid and vapour. **H319:** Causes serious eye irritation. **H336:** May cause drowsiness or dizziness.



Danger



TOPGUM TL-W

Safety instructions:

P 210: Keep away from heating, spark, open flames, hot surfaces. Do not smoke! **P 280:** Wear safety gloves/safety clothes/safety glasses and face mask. **P 273:** Avoid effluent on environment. **P 243:** Avoid electrostatic charging. **P 301+310:** IF SWALLOWED: Contact poison center or doctor immediately. **P 303+361+353:** If contact with skin or hair: Remove all wet clothes and wash/shower skin/hair. **P 305+351+338:** Rinse with water for a few minutes. Remove lenses and rinse again. **P 331:** Do not bring to anacatharsis.

Danger instructions:

H 225: Liquid and vapours inflammable. **H 315:** Skin irritation possible. **H 319:** Provoke strong irritation of eyes. **H 336:** Can bring sleepiness and numbness. **H 304:** Can bring death if swallowed. **H 410:** Toxic for water organism by longtime effect.



Danger





Poison Control Center Berlin
Phone: +49 30 19240



Danger

Universal hardener

Safety instructions:

P101: If medical advice is needed, have product container or label at hand. **P102:** Keep out of reach of children. **P232:** Protect from moisture. **P270:** Do not eat, drink or smoke when using this product. **P273:** Avoid release to the environment. **P280:** Wear protective gloves/protective clothing/eye protection/face protection. **P284:** Wear respiratory protection. **P305+P351+P338:** IF IN EYES: Rinse cautiously with water for several minutes. Remove contact lenses, if present and easy to do. Continue rinsing. **P405:** Store locked up.

Danger instructions:

H302+H312+H332: Harmful if swallowed, contact with skin or by inhalation. **H312+H332:** Harmful in contact with skin or by inhalation. **H319:** Causes serious eye irritation. **H332:** Harmful if inhaled. **H336:** May cause drowsiness or dizziness. **H351:** Suspected of causing cancer. **H372:** Causes damage to organs. **H410:** Very toxic to aquatic life with long lasting effects.



Danger

SH Primer

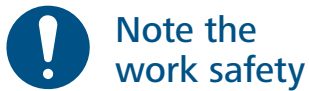
Safety instructions:

P210: Keep away from heat/sparks/open flames/hot surfaces. No smoking. **P280:** Wear protective gloves/protective clothing/eye protection/face protection. **P302+P352:** IF ON SKIN: Wash with plenty of soap and water. **P303+P361+P353:** IF ON SKIN (or hair): Remove/Take off immediately all contaminated clothing. Rinse skin with water/shower. **P304+P340:** IF INHALED: Remove victim to fresh air and keep at rest in a position comfortable for breathing. **P305+P351+P338:** IF IN EYES: Rinse cautiously with water for several minutes. Remove contact lenses, if present and easy to do. Continue rinsing. **P370+P378:** In case of fire: Use ABC powder for extinction. **P501:** Dispose of contents/container to local/regional/national/international regulations.

Danger instructions:

H332: Harmful if inhaled. **H319:** Causes serious eye irritation. **H225:** Highly flammable liquid and vapour. **H315:** Causes skin irritation. **H335:** May cause respiratory irritation.

Instructions for TOPGUM TL-PVC | TL-W



Note the work safety

Safety guidelines

Observe the safety instructions on the adhesive labels, hardener labels and safety data sheets and note the work safety instructions.

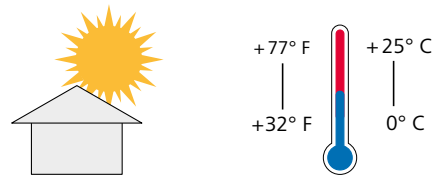
On request, we would like to send you the safety data sheets. You will find the sheets also on the following website - within the downloads: www.nilos.de



Storage and disposing the material

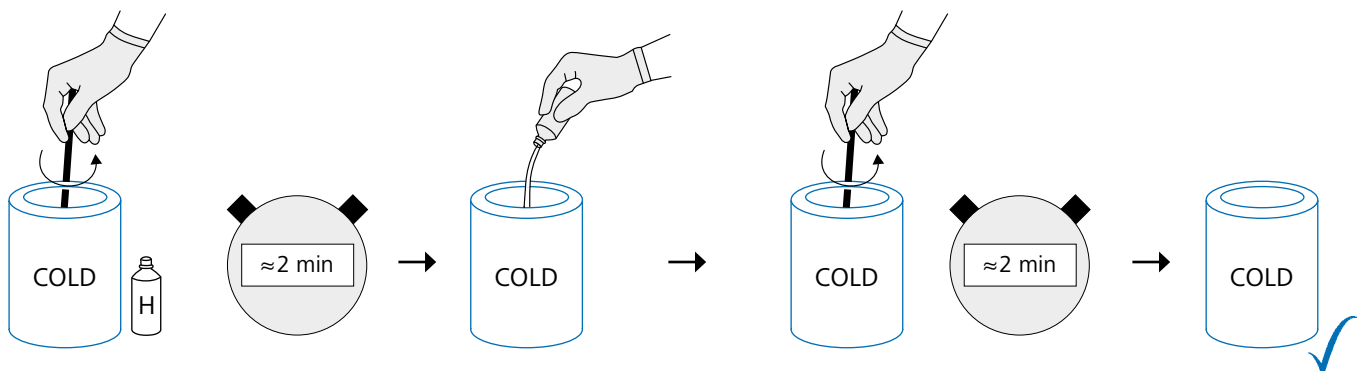
You can storage the material 36 months, dry, in unopened containers. (look at the label) Please avoid excessive temperature fluctuations.

When disposing the material, please read the notes in the safety data sheet!




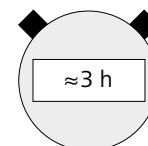
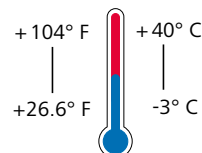
Activation

Stir adhesive 2 min.
Hardener with adhesive 2 min mix thoroughly.



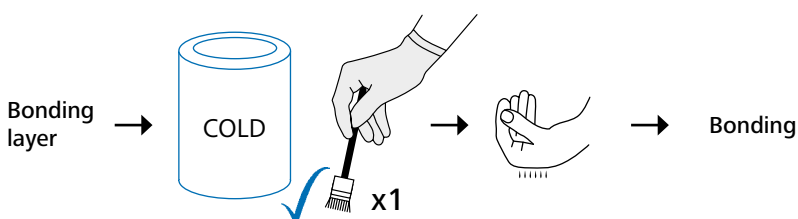
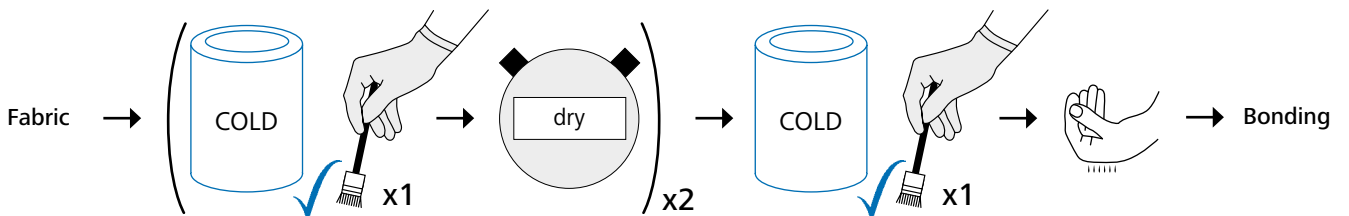
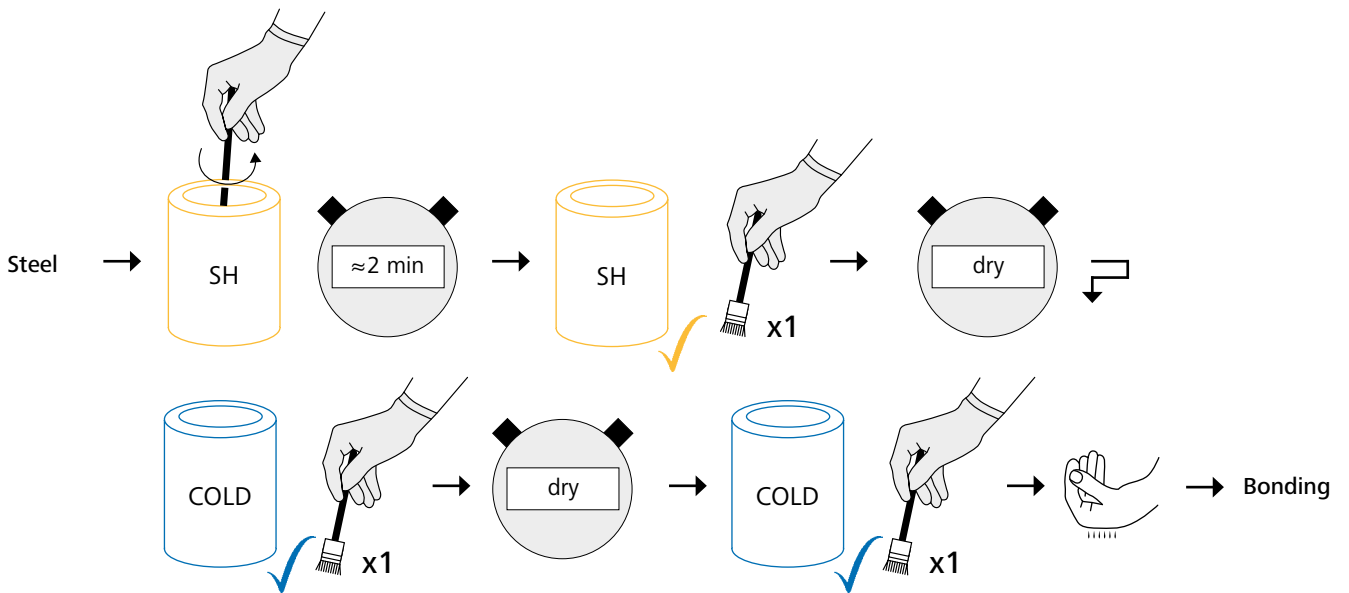
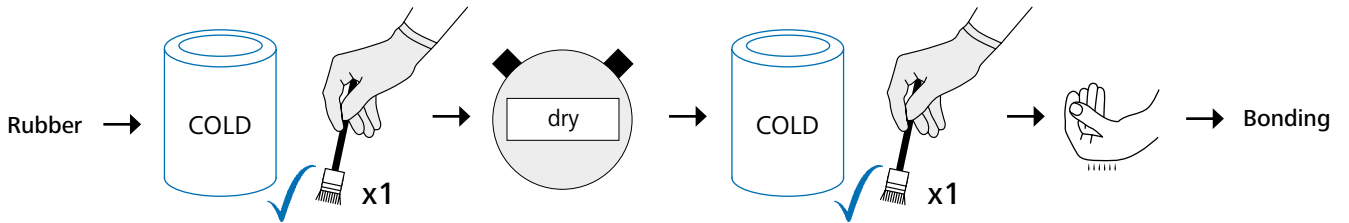
Working with activated cold cement

Processing temperature: -3° to $+40^{\circ}$ C / $+26,6^{\circ}$ to $+104^{\circ}$ F
The processing time is at room temperature and at a relative humidity of $\approx 65\%$ is approximately 3 hours. Thereafter, the cold cement reacts in the tin, cured and becomes unusable.



Brush/bonding

Depending on the material surfaces to be bonded must be pretreated according to instructions and then to pocket as follows:





The technical information is based on latest state of technology. We reserve the right to make structural and design changes in the interest of progress. We ask for your understanding that no liability can be assumed for printing errors or mistakes. Reproduction or reprinting, in whole or in part, is not permitted without our express permission.

NAA-TL-PVC-W_EN
This renders all previous instructions invalid.

NILOS GmbH & Co. KG
Reisholzstr. 15
40721 Hilden • Germany
Phone: +49 2103 951 - 0
Fax: +49 2103 951 - 209
info@nilos.de
www.nilos.de